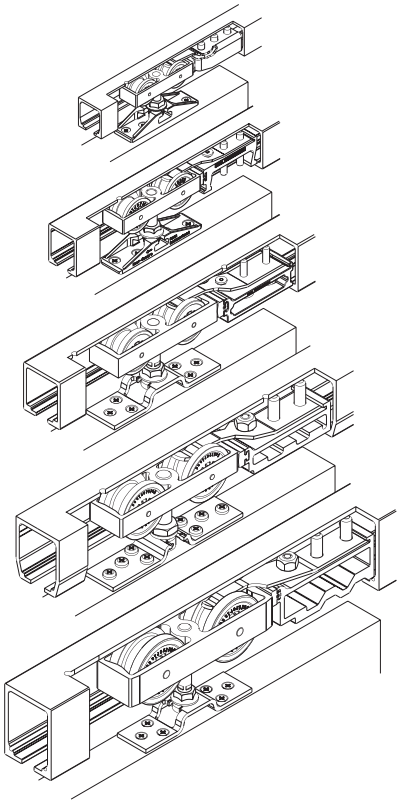

Montageanleitung
Beschlag für Schiebetüren von 40 kg bis 250 kg.

Instructions de montage
Ferrure pour portes coulissantes de 40 à 250 kg.

Installation instructions
Hardware system for sliding doors from 40 kg (88 lbs.) to 250 kg (550 lbs.).

Istruzioni di montaggio
Ferramenta per porte scorrevoli da 40 kg a 250 kg.

Instrucciones de montaje
Herraje para puertas deslizantes de 40 a 250 kg de peso.

Hawa-Teile | Eléments Hawa | Hawa components | Componenti Hawa | Componentes Hawa

Metric specifications are exact - Inches are approximate

Diese Zeichnung ist Eigentum der Hawa AG und darf weder verwertet, vervielfältigt noch Dritten zugänglich gemacht werden. Alle unsere Katalog-Zeichnungen sowie die speziellen Einbauzeichnungen im Massstab 1:1 usw. stellen Beispiele zum Einbau unserer Beschläge dar. Irgendwelche Ansprüche aus der Verwendung dieser Unterlagen können durch den Kunden nicht abgeleitet werden. Für bau-/projektbezogene, konstruktive Details wird keine Verantwortung übernommen.

Ce plan est la propriété de Hawa AG. Il ne peut être utilisé à titre lucratif, ni photocopié ou transmis à un tiers. Tous les plans publiés dans les catalogues, les plans de montage spéciaux à l'échelle 1:1 etc. représentent des exemples de montage de nos ferrures. Le client ne peut tirer des droits quelconques en utilisant de tels documents. Pour des détails constructifs touchant aux projets ou aux sites, toute responsabilités est déclinée.

This drawing remains the property of Hawa AG and may not be sold, reproduced or made available to third parties. All of our catalogue drawings and special full scale installation drawings etc. represent installations using our hardware and fittings. No claims on the part of the customers can be considered which arise in connection with the use of these documents. For site or project-related design details any liability is declined.

Questo disegno è proprietà di Hawa AG e non può essere usato a scopo di lucro, riprodotto e reso accessibile a terzi. Tutti i nostri disegni del catalogo nonché i particolari disegni di montaggio in scala 1:1 ecc. rappresentano esempi per il montaggio delle nostre ferramenta. Eventuali rivendicazioni a seguito dell'utilizzo di questi documentazioni non possono essere evidenziate da parte del cliente. Non assumiamo nessuna responsabilità per detagli costruttivi che riguardano qualsiasi costruzioni o progetti.

Este documento es propiedad de la empresa Hawa AG. Se excluye la venta y reproducción, al igual que el acceso a terceras personas. Los planos contenidos en nuestros catálogos, al igual que los planos especiales de montaje a escala 1:1 etc. representan ejemplos para el montaje de nuestros herrajes. Su uso no implica la deducción de derechos, cualquiera sea su naturaleza, por parte del cliente. No asumimos ninguna responsabilidad por los detalles constructivos relativos a la construcción o proyectos.

HAWA Junior 40–80–120–160–250

Patente/Brevets/Patents/Brevetti/Patentados

1:1	Gezeichnet/Dessiné/Drafted/Disegnato/Dibujado **08.00 / Heinz Guidon**	Internationale Schutzrechte Änderungen vorbehalten Droits internationaux déposés Sous réserve de modifications Swiss and foreign patents Design subject to modification Diritti protettivi internazionali Con riserva di apportare modifiche Derechos internacionales protegidos Planos sujetos a modificaciones
17689 a	Änderung/Modification/Modification/Modificazione/Modificación **09.2006 / Rolf Huber** Ersetzt/Remplacé/Replaced/Sostituito/Remplazado **17689-** Visum/Visa/Visa/Visto/Visado **01.2007 / Reto Beck**	

Hawa AG CH-8932 Mettmenstetten Tel. +41 44 767 91 91 Fax +41 44 767 91 78
www.hawa.ch

a) 10.2006 / RBE (3690)

17689a/01.2007 © 2000 Hawa AG

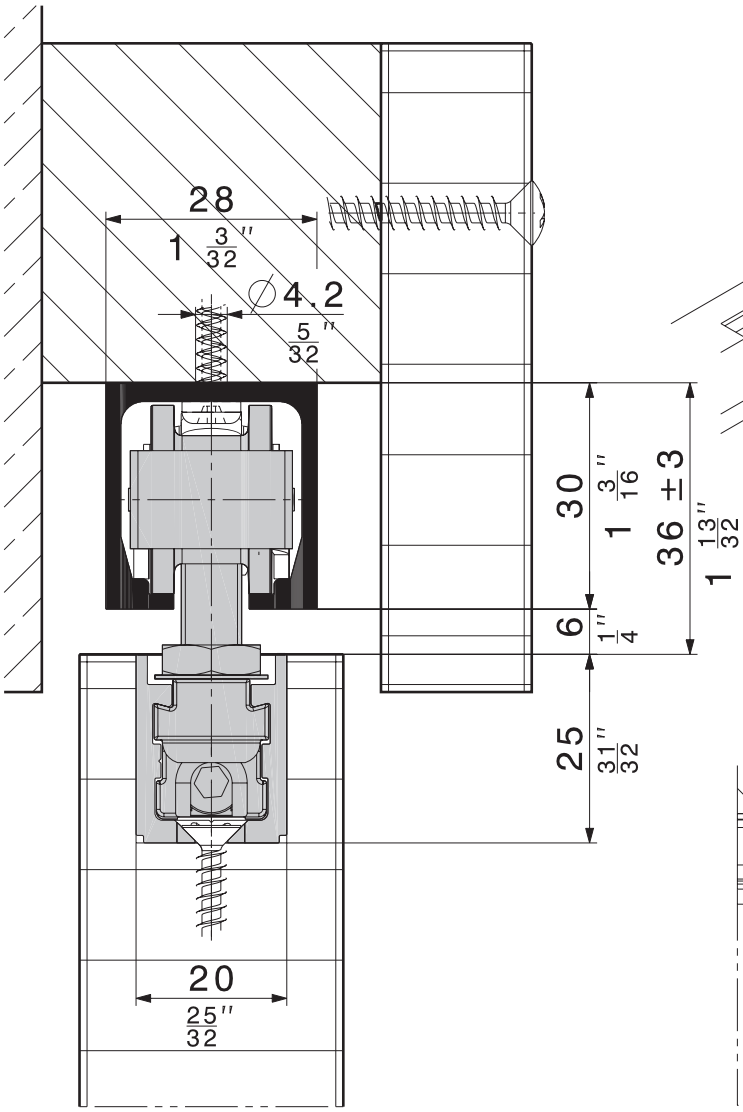
28
1 3/32"
∅4.2
5/32"
30
1 3/16"
36 ±3
1 13/32"
6
1/4"
25
31/32"
20
25/32"

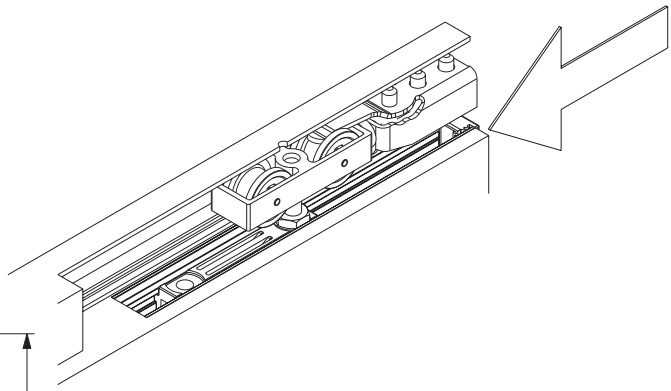

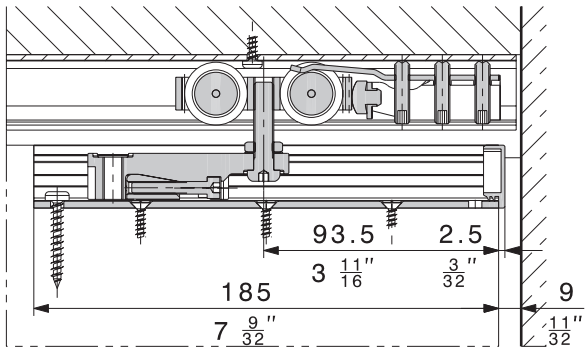
93.5
3 11/16"
2.5
3/32"
185
7 9/32"
9
11/32"

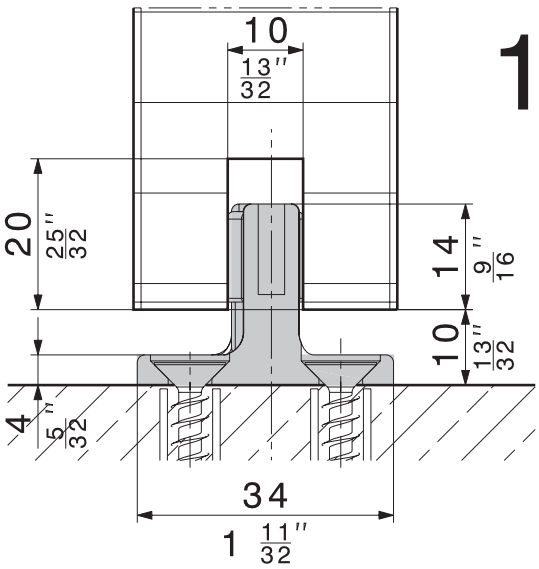
10
13/32"
20
25/32"
14
9/16"
10
13/32"
4
5/32"
34
1 11/32"

1:1

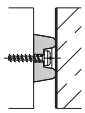

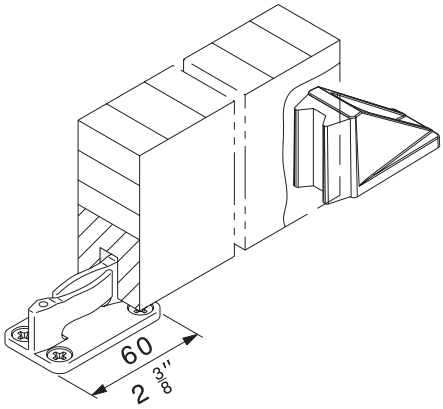
60
2 3/8"