NOBILI FERRAMENTA

MECCANISMO PER LETTO RIBALTABILE SINGOLO (0033462)
MECCANISMO PER LETTO RIBALTABILE DOPPIO (0033463)

28x **Vite autofilettante per fissaggio meccanismo al mobile**
Self threaded screw to fix the mechanism on the furniture

4x **Vite M6 per fissaggio rete a meccanismo**
M6 screw to fix the net to

1 Sbloccare scatola
Unblocking the spring box

2 Ingombro Larghezza

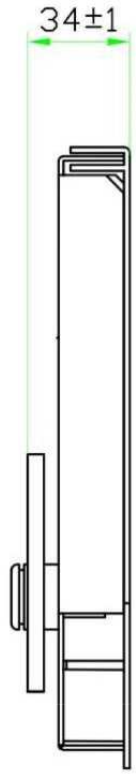

3 Montaggio controscatola
Mounting the box on the cabinet

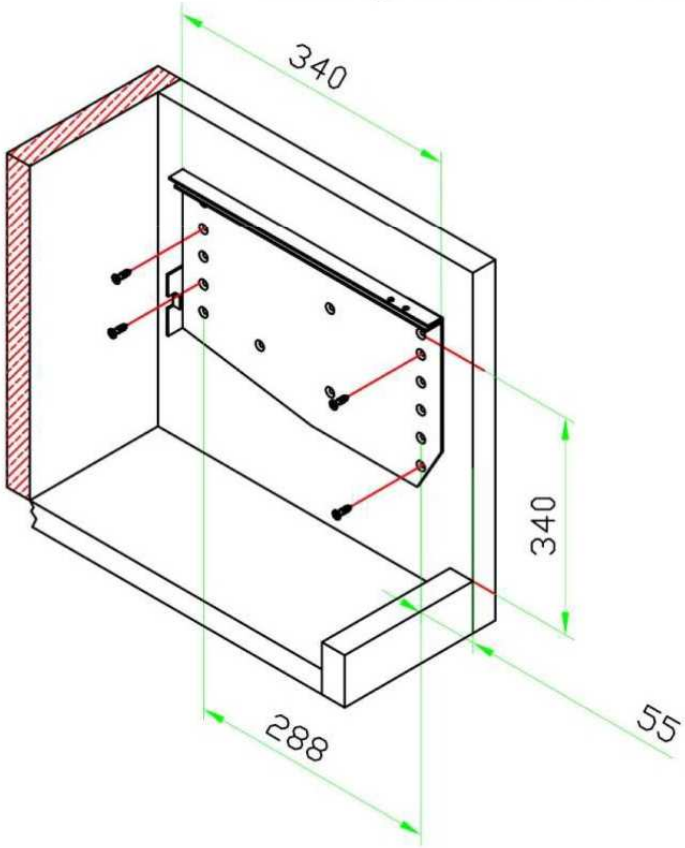

DIS. N° 0949 Rev. 03

N.B. ATTENZIONE FISSARE SEMPRE IL MOBILE AL MURO
N.B. BE CAREFUL ON FIXING ALWAYS THE CABINET TO THE WALL

4 Montaggio scatola portamolla
Mounting the spring box on the bed frame

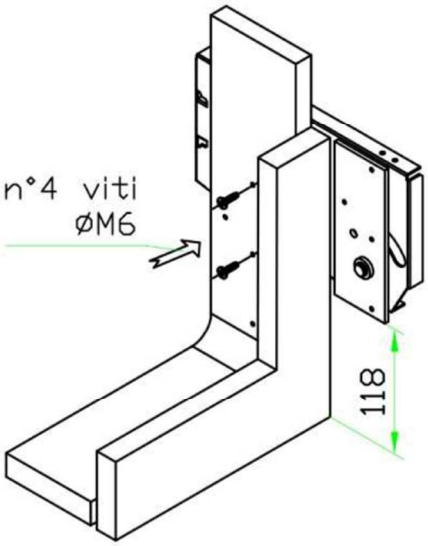

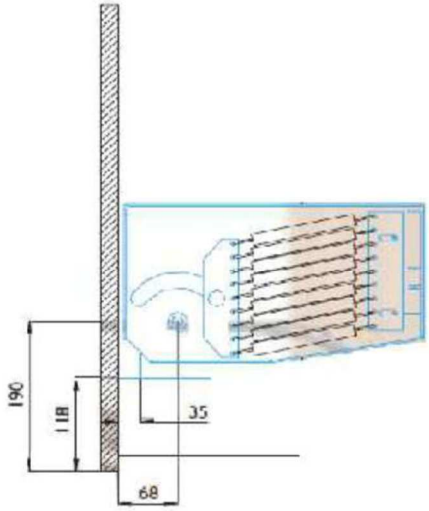

5 Inserire letto nel mobile
Inserting the bed frame into the cabinet after mounting both boxes

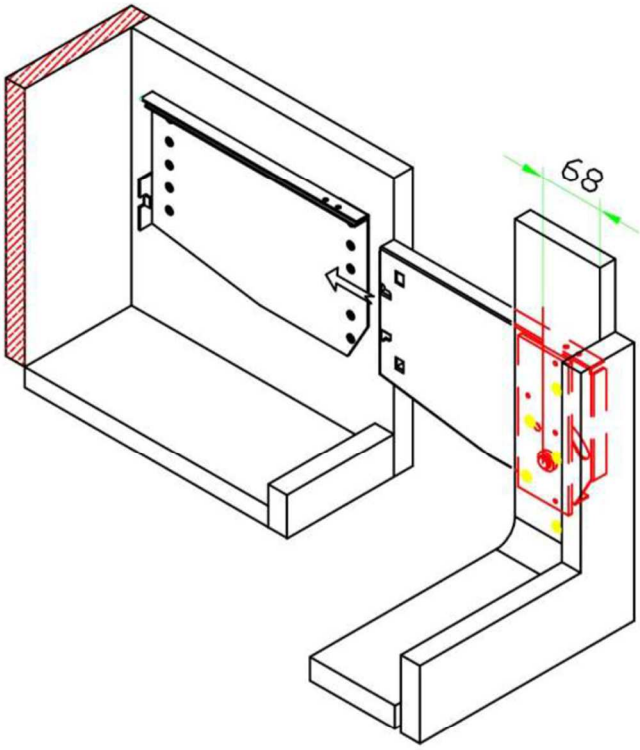

6 RUOTARE IL MECCANISMO IN POSIZIONE ORIZZONTALE
ROTATE THE MECHANISM IN HORIZONTAL POSITION

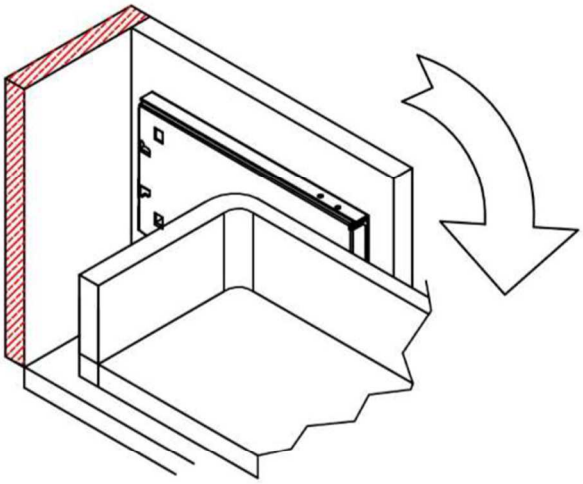

7 Bloccaggio scatola con controscatola
Blocking two parts of the box

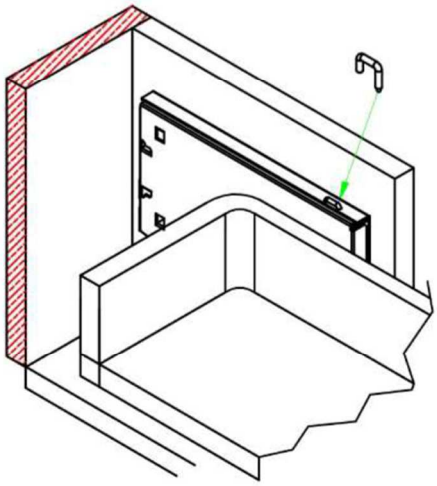

8

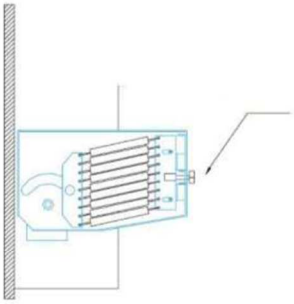

Regolazione tensione mobile portare il letto in posizione orizzontale, e regolare la tensione delle molle per ottenere il perfetto equilibrio. Questo può essere verificato assicurandosi che il letto rimanga fermo in qualsiasi posizione di apertura. L'aria tra il cassonetto e i fianchi del mobile deve essere di 32/33 mm per parte.

Regulation of the spring tension by acting on the bolt placed on the back of the springs box.
To obtain a perfect regulation the bed must stop in each opened position you may leave it. Distance between bed's frame and cabinet must be 32/33 mm.